



CADFP Overview

▶ 711 Fellowships Awarded ▶ 201 Universities on the Continent

▶ 190 Alumni Fellowships ▶ 50 Cohort Fellowships ▶ 28 Multi-Institutional Fellowships

Top Hosting Institutions

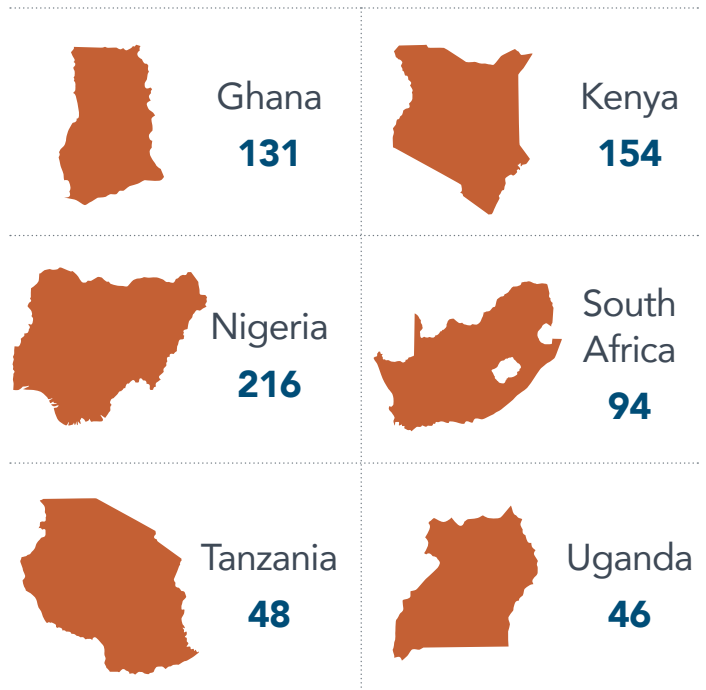
INSTITUTION	FELLOWS
University of Ghana	36
Kwame Nkrumah University of Science and Technology	27
University of Nairobi	26
Makerere University	25
University of Ibadan	19
Kisii University	19
University of Cape Coast	17
Stellenbosch University	16
University of Johannesburg	16
University of Lagos	16
United States International University, Africa	15
Addis Ababa University	12
Covenant University	12
University of Nigeria, Nsukka	12
University of Pretoria	12
Obafemi Awolowo University, Ile-Ife	11
University of Dar es Salaam	10
University of Port Harcourt	10

201
HOST INSTITUTIONS

82%
Public

18%
Private

Host Countries Represented Among Fellowships Awarded*



Other ARUA Universities


Ethiopia (**12**); Mauritius (**1**); Rwanda (**6**); Senegal (**3**)

**Includes multi institutional fellowships*

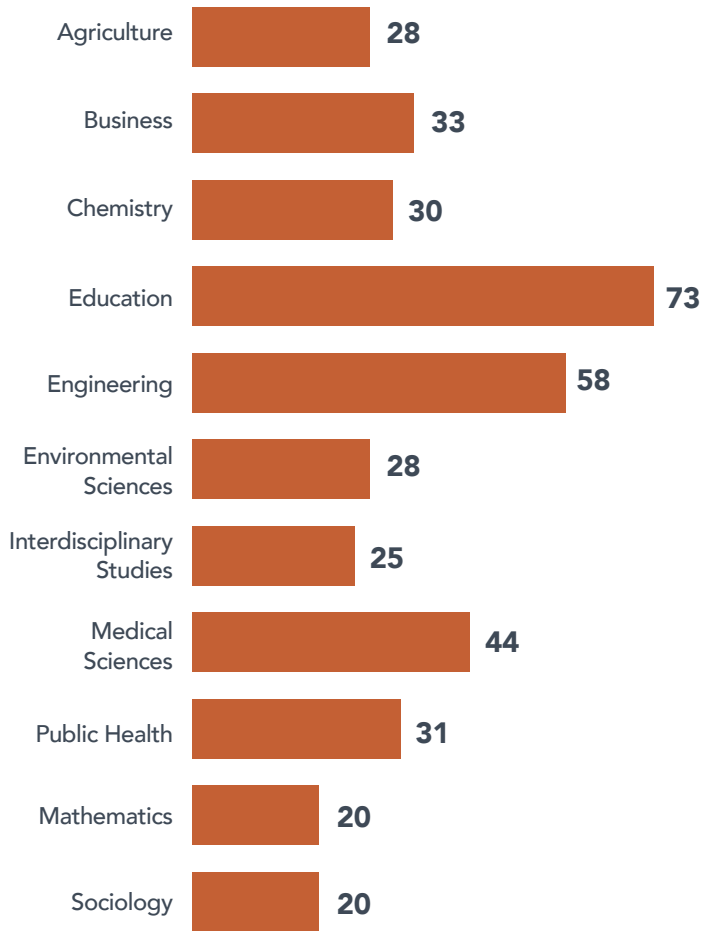
Cost-Share Data for Selected Projects

Host institutions demonstrate commitment to project activities by offering cost share for Diaspora Fellow lodging and/or meals, and transportation.

NUMBER OF PROJECTS FUNDED	HOST PROVIDED FUNDING FOR ALL CATEGORIES OF COST SHARE	HOST CONTRIBUTED TO AT LEAST ONE OF THREE CATEGORIES OF COST SHARE
705	71%	98%



Top Project Fields of Study



Top Diaspora Fellows' Home Institutions

INSTITUTION	FELLOWS
North Carolina Agricultural and Technical State University	10
Florida A&M University	9
Michigan State University	9
University of Florida	9
Virginia State University	9
State University of New York, Oneonta	8
University of Maryland Eastern Shore	8
Missouri State University	7
Pennsylvania State University	7
St. Cloud State University	7
Texas Southern University	7
University of Alberta	7
University of Georgia	7
University of North Carolina, Greensboro	7
University of Ottawa	7
College of Charleston	6
Columbus State University	6
East Tennessee State University	6
Illinois State University	6
James Madison University	6
McMaster University	6
Memorial University of Newfoundland	6
Quinnipiac University	6
University of Manitoba	6

293 HOME INSTITUTIONS

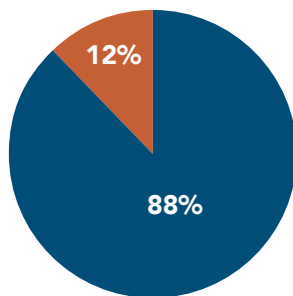
74%
Public

26%
Private

10%
HBCU

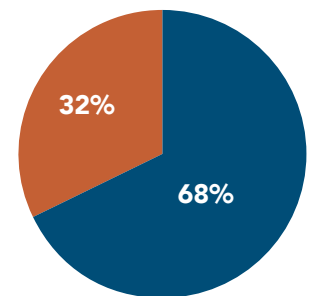
Diaspora Fellows' Home Country

■ United States
■ Canada



Diaspora Fellows' Gender

■ Male
■ Female



Average Length of Fellowship



28%



of fellowships awarded to projects outside of scholar's country of origin