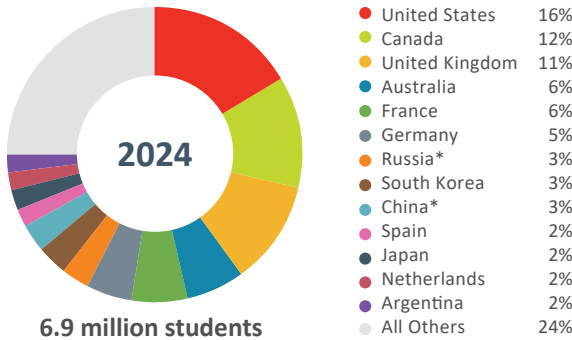




In 2022, the total number of globally mobile international students at the tertiary level was **6.9 million students**, an increase of **8%** from the prior year.

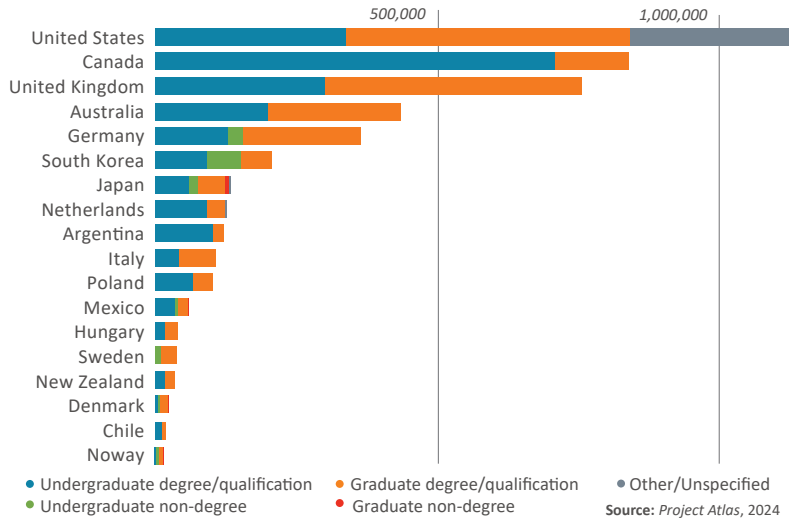
Source: UNESCO, 2024

TOP MOST DESTINATIONS



Source: Project Atlas, 2024; \*UNESCO, 2024

ACADEMIC LEVELS & DEGREE TYPES OF INBOUND STUDENTS



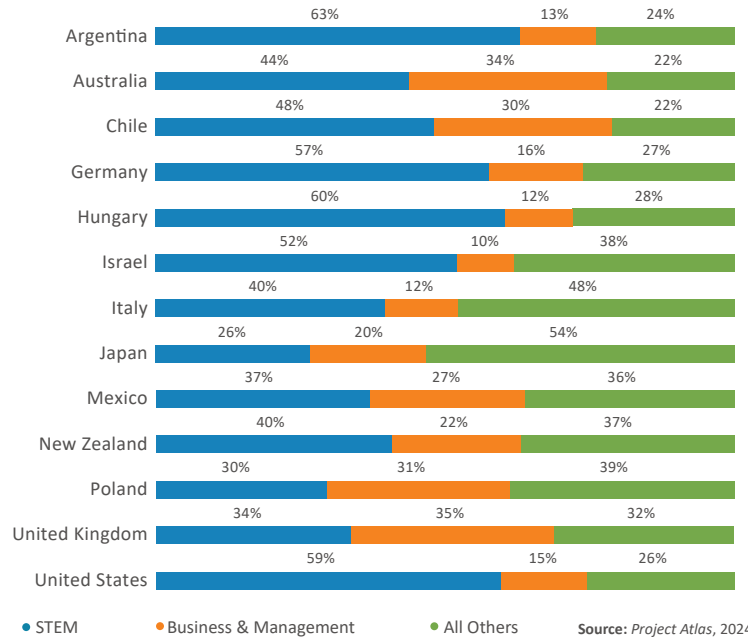
Source: Project Atlas, 2024

INBOUND STUDENTS IN SELECT COUNTRIES

	2023 Release	2024 Release	% Change
United States	1,057,188	1,126,690	6.6%
Canada	660,230	842,760	27.6%
United Kingdom	718,085	758,855	5.7%
Australia	361,247	437,485	21.1%
France	392,630	412,100	5.0%
Germany	349,438	367,578	5.2%
Russia*	282,922	321,845	13.8%
South Korea	N/A	208,962	N/A
China*	210,903	200,892	-4.7%
Spain	135,478	149,279	10.2%
Japan	181,741	138,357	-23.9%
Netherlands	122,287	130,863	7.0%
Argentina	117,820	122,769	4.2%
Italy	132,521	109,975	-17.0%
Poland	85,897	105,404	22.7%
Mexico	53,801	62,161	15.5%
Hungary	41,730	43,137	3.4%
Sweden	39,806	41,699	4.8%
New Zealand	24,515	36,560	49.1%
Denmark	27,391	27,741	1.3%
Philippines	24,520	N/A	N/A
Chile	19,998	22,360	11.8%
Norway	24,154	18,129	-24.9%
Israel	10,029	6,303	-37.2%

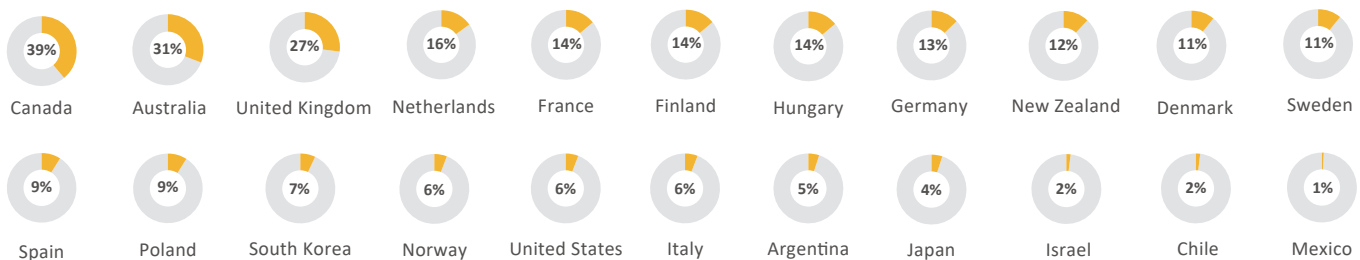
Source: Project Atlas, 2023 & 2024; \*UNESCO 2024

FIELD OF STUDY OF INBOUND STUDENTS IN SELECT COUNTRIES



Source: Project Atlas, 2024

INTERNATIONAL STUDENTS AS PERCENTAGE OF TOTAL HIGHER EDUCATION



Source: Project Atlas, 2024

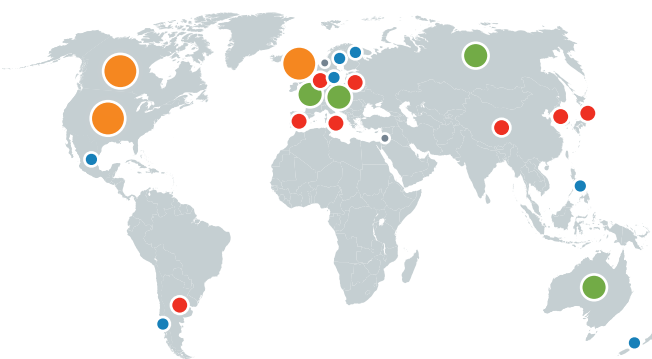
## LEADING PLACES OF ORIGIN OF INTERNATIONAL STUDENTS BY HOST COUNTRY

### UNITED STATES

India	331,602
China	277,398
South Korea	43,149
Canada	28,998
Taiwan	23,157

### CANADA

India	384,965
China	75,615
Nigeria	38,040
Philippines	31,670
France	22,930



### UNITED KINGDOM

India	173,190
China	154,260
Nigeria	72,350
Pakistan	34,690
United States	22,540

### AUSTRALIA

China	142,520
India	84,568
Nepal	41,181
Vietnam	18,170
Pakistan	14,512

### FRANCE

Morocco	45,162
Algeria	32,147
China	25,605
Italy	20,028
Senegal	15,251

### GERMANY

India	42,578
China	38,743
Syria	15,563
Austria	14,762
Turkey	14,732

### SOUTH KOREA

China	72,020
Vietnam	56,003
Mongolia	12,317
Uzbekistan	12,025
Nepal	6,135

### SPAIN

France	17,953
Italy	16,454
United States	9,264
Germany	9,238
Colombia	9,016

### JAPAN

China	76,004
South Korea	12,389
Vietnam	8,944
Indonesia	3,856
Taiwan	3,808

### NETHERLANDS

Germany	21,362
Italy	8,227
Romania	7,420
China	6,207
Spain	6,191

### ARGENTINA

Brazil	24,219
Peru	17,218
Colombia	14,604
Bolivia	12,407
Paraguay	11,363

### ITALY

China	13,475
Iran	10,490
Turkey	5,473
India	5,291
Albania	3,704

### POLAND

Ukraine	48,056
Belarus	12,014
Turkey	3,789
Zimbabwe	3,598
India	2,744

### MEXICO

United States	25,306
South America	20,940
Central America	9,308
Europe	1,358
Canada	695

### FINLAND

Germany	2,973
China	2,832
France	1,926
Russia	1,767
Vietnam	1,722

### HUNGARY

Germany	3,383
Romania	3,067
China	2,492
Iran	2,205
Serbia	1,960

### SWEDEN

Germany	4,392
India	2,401
China	2,349
France	2,258
Finland	1,804

### NEW ZEALAND

China	14,065
India	6,860
United States	1,810
Philippines	1,230
Sri Lanka	1,120

### DENMARK

Germany	3,340
Norway	2,784
Spain	1,574
Italy	1,524
China	1,396

### CHILE

Venezuela	5,907
Peru	4,982
Colombia	3,792
Bolivia	1,915
Ecuador	1,745

### NORWAY

Germany	2,224
France	1,304
Italy	838
Denmark	764
Netherlands	725

### ISRAEL

United States	1,288
India	588
China	574
France	283
Russia	239

Total number of international students in host country:

● >500,000 ● 300,000-499,999 ● 100,000-299,999 ● 20,000-99,999 ● <20,000 or not a *Project Atlas* partner

Source: *Project Atlas*, 2024

## PROJECT ATLAS DATA PARTNERS

**Argentina:** Ministry of Education of Argentina

**Australia:** Australian Government Department of Education and Training

**Canada:** Canadian Bureau for International Education

**Chile:** Ministry of Education, Higher Education Division

**China:** China Scholarship Council

**Denmark:** Danish Agency for Higher Education

**Finland:** Centre for International Mobility

**France:** CampusFrance

**Germany:** The German Academic Exchange Service

**Hungary:** The Tempus Public Foundaion

**India:** Association of Indian Universities

**Israel:** Council for Higher Education

**Italy:** Uni-Italia

**Japan:** Japan Student Services Organization

**Mexico:** National Association of Universities and Higher Education Institutions

**Netherlands:** The Dutch Organisation for Internationalisation in Education

**New Zealand:** New Zealand Ministry of Education

**Norway:** Norwegian Agency for International Cooperation and Quality Enhancement in Higher Education

**Poland:** Polish National Agency for Academic Exchange

**Republic of the Philippines:** Commission on Higher Education

**South Africa:** International Education Association of South Africa

**South Korea:** Ministry of Education, Korea

**Spain:** Spanish Service for the Internationalization of Education

**Sweden:** Swedish Institute

**United Kingdom:** British Council

**United States:** Institute of International Education

## PROJECT ATLAS RESEARCH PARTNERS

- African Network for Internationalization of Education
- Center of International Higher Education, Boston College
- Colombia Network for the Internationalization of Higher Education
- International Association of Universities
- Organization for Economic Co-operation and Development
- Southeast Asian Ministers of Education Organization
- Taipei Economic and Cultural Office in New York
- UNESCO Institute for Statistics

*PROJECT ATLAS*® was launched in 2001 by the INSTITUTE OF INTERNATIONAL EDUCATION. The initiative has been supported by the Ford Foundation, the Bureau of Educational and Cultural Affairs (ECA) of the United States Department of State, IIE, and country partners. The goal of this collaborative global project is to share accurate and timely data on student mobility at the higher education level, addressing the need for improved research comparability of academic mobility data. *Project Atlas* also helps strengthen data collection capacities worldwide through customized workshops and academic mobility assessment projects. For more on global student mobility data and associated research, please visit the *Project Atlas* website at <https://www.iie.org/research-initiatives/project-atlas/>.